





Nellie Edge Online Seminar #1

FAQ: ABC Phonics: Sing, Sign, and Read! Program

Updated 2016



1. **Our school doesn't allow YouTube videos and I want to learn right along with my students. Will the instructional DVDs be available separately?** You spoke...our publisher listened! The new video is available for purchase and it also includes a slower, full tutorial that is not available on YouTube.
2. **How do I purchase the single book pages to make the large ABC charts?** We actually take apart two books and trim the perforated sides, glue four pages onto each side of green railroad board, and have them laminated. I do not know of any ABC book with pages sold separately. An alternative teaching visual is to attach the vertical ABC chart close to your instructional area so you can have your hands free to sing, sign, and read!
3. **Is this program appropriate for preschool children and Head Start? YES! It's absolutely perfect for both!** Teachers, parents, and Head Start children love this musical multisensory approach to alphabet and phonics learning. It is simply many children's favorite ABC book! Our local Head Start saw a dramatic increase in letter knowledge in students entering kindergarten who had used this program and when they engaged Parents as Partners over the summer.
4. **Where do I get the miniature ABC charts and dictionary pages?** These and many other FREE resources are available (for teachers using the ABC Phonics program) on the ABC Phonics tab at nellieedge.com. 
5. **Is there a Teacher's Guide to your Multisensory ABC and Phonics Immersion program?** Yes, the 2015 comprehensive teacher's guide is a complimentary download from the ABC Phonics tab at www.nellieedge.com.
6. **What is your research base for using sign language with non-hearing-impaired students?**

One researcher who specifically addressed this topic and published her findings is Dr. Marilyn Daniels in her book, *Dancing with Words: Signing for Hearing Children's Literacy*. We also draw on the neuroscience research: There are decades of research on the power of multisensory teaching and learning. Here are some of our favorite resources on building the reading brain:





- *Building the Reading Brain*, by Pat Wolfe and Pam Nevills, 2009.
- *Mind, Brain, and Education: Neuroscience Implications for the Classroom*, by David

Sousa, 2012.

Mindset: The New Psychology of Success by Carol Dweck, 2007

- We also refer you to Dr. John Hattie's synthesis of 15 years of educational research. Our approach to ABC phonics Immersion reflects the kinds of engaging and visible teaching that raises student achievement.
- **Visible Learning for Teachers: Maximizing Impact on Learning** by John Hattie, 2011
- **The SLOP Model with Pre-K and Kindergarten English Learners** by Jana J. Echevarria, Deborah J. Short and Carla Peterson, 2011
- **Best Practice: Bringing Standards to Life in America's Classrooms** by Steven Zemelman and Harvey "Smokey" Daniels, 2012
- **What Really Matters in Response to Intervention** by Richard L. Allington, 2008

Finally, I refer you to language acquisition and early literacy research. There is strong agreement that the more actively engaged a child is in authentic, "real world" learning the stronger the student gains.



7. **Why did you choose to use the alligator symbol when the word apple has a purer "ă" sound?** Actually you will notice we did put an apple on the "A" page too, however the alligator symbol is a much more engaging and memorable image when signed. We say a/"a-a-a"/alligator elongating the initial vowel. And we play with language stretching out the ă sound and pronounce the "li" as the second syllable.

8. **I didn't know there were FREE video clips! Why isn't it highlighted in the book somewhere?**

It is referenced on the back cover, but thank you for the great idea. We need to highlight this important benefit on the front of the book!

9. **The only thing I don't love about your ABC Phonics book is the spiral binding which keeps unraveling. When is the book coming out in hardcover?** Look for it in 2016!

10. **Why does the song on the CD go so fast?**

Our goal with ABC and Phonics Immersion is for rapid recall of letters and sounds. We introduce 4-8 new letters and sounds each week, first talking, demonstrating, exploring the book, and practicing very slowly (without the music). By the end of a few weeks, you will be amazed at how many kindergartners will keep up with the music CD or video—especially if they are practicing at home and at school as intended with this program. Rapid recall is how we train and challenge the reading brain!

11. **I noticed you used a simple, old fashioned melody rather than a jazzy modern one. Why?** The classic Mozart melody used in our ABC Phonics song is known around the world to most adults and even young children. From lullabies to ABC songs, it's memorable and worthy of children's listening and it's easy to sing. We wanted to start with what was known and

comfortable; with the rhythm and syntax that supports English Language Learners: That's how the brain learns best!

12. How do I get copies of the FREE Family ABC Phonics Chart to give to all of my families?

Again, it is generously provided by our publisher Sign2Me Early Learning as a FREE download on our ABC Phonics tab at www.nellieedge.com and at www.sign2me.com.

13. Does your program have flashcards for drill?

There are several ways you can use the program components to create flashcards even though they are not available as a separate product. Teachers have cut apart the vertical or horizontal Wall Chart to create flash cards and have cut apart the Family Reference Chart. Each ABC image can be backed and laminated. See examples on our ABC Phonics tab.

ABC Phonics

14. Which wall poster do you recommend—the vertical or horizontal?

Look at your wall space and your teaching style. Some teachers prefer a vertical chart to post on the door or set next to them in the instructional areas. In preschools and childcare settings we often see a horizontal chart posted at children's eye level in the reading nook or dramatic play center. It all depends on how you use the environment.

15. How long does it take to get the ABC Phonics books and Wall Charts after we order them? Most orders are shipped from the Sign2Me Early Learning facilities on the next business day.

16. Does Sign2Me Early Learning accept school purchase orders? Yes, they are happy to do so!

17. My district needs to know more about the phonics portion of your program. What is the follow through?

Additional phonics connections are documented in *Kindergarten Writing and the Common Core: Joyful Pathways to Accelerated Literacy* by Nellie Edge, updated 2015. We expect automaticity with letters and sounds within the first 20 days of explicit school instruction. During this time we are also using a writing workshop model to systematically teach and reinforce phonics skills through writing-to-read strategies and short, explicit phonics lessons. These are documented in the Nellie Edge Online Seminars series: *Joyful Pathways to Accelerated Literacy*.

18. How does this ABC Phonics program align with the new Common Core State Standards?

With its emphasis on accelerated mastery of letters and sounds, vocabulary development, speaking skills, rigorous writing standards, and the use of nonfiction books, it is a perfect fit with Common Core!

The informational ABC Phonics book is written to develop concise directional language and rich vocabulary. Children work collaboratively and learn to speak audibly and express their new skills. Finally, students are encouraged to conduct research: reading, writing, and drawing on their chosen ABC Phonics animal, all this within a joyful learning experience rich in the arts with parents as partners! Some of our kindergartners actually conduct online

research which they document with writing and drawing. (See example on our ABC Phonics tab.)

- 19. Aren't some of the children just memorizing the song?** "Magical memory reading" is a phase that most children go through as they construct their knowledge of how print works. We teach students to touch the words. Then, with repetition and practice, they move from reading the pictures to reading the text.
- 20. How do you assess for mastery of letters and sounds?** Each child is individually assessed for rapid recall of letters and sounds. Teachers use a large ABC Mastery Chart or small page of random letters. Online assessment forms are available. Mastery is celebrated!
- 21. How do you first introduce this ABC book to children and how many new alphabet letters do you introduce a week?**

Introduce *ABC Phonics: Sing, Sign, and Read!* as you would any quality picture book: Kindergarten Friends: We have a special book called *ABC Phonics: Sing, Sign and Read!* Let's say the title (point under the words) together... What do you notice about the front cover? Let's look at the back cover. This book will teach us all of the letters and sounds from a to z. We get to learn fingerspelling and how to use American Sign Language. We even get to learn about animals like alligators, bears, and cats. This ABC book was written by author and kindergarten teacher Nellie Edge and illustrated by Gaelan Kelly. The title page has that information again. (Read.) Now let's look closely and read the first page together! ...

You will find the complimentary teachers' guide shares vignettes and teaching tips from different teachers using the program. Also read the article, *20 Days to 26 Letters and Sounds*. See the Nellie Edge Online Seminar, *Multisensory ABC and Phonics Immersion: Building the Reading Brain*.

- 22. I notice the prices for the ABC Phonics book often change. When can I get the best discount?** Sign up for the FREE newsletter at Sign2Me Early Learning (www.sign2me.com) and you'll know when specials are offered.
- 23. This is such a beautiful and innovative ABC book. Why isn't it available at my local library for parents to check out?** Libraries order hard cover books with a spine for easy shelving and access. This book will be available in 2016 so check your local library again!
- 24. What is the discount for large district orders (20 or more of a single item)?** Contact Sign2Me Early Learning for your specific needs and they'll be delighted to assist!
- 25. Is your book available in Spanish? How is it used with English Language Learners?** While not yet available in Spanish, English Language Learners enjoy the engaging visual support and will often use American Sign Language before they speak English. ASL serves as a very strong bridge between spoken languages for ESL learners. It serves them well AS they are learning English but can also be valuable to them for the rest of their life! Note that ASL is the third-most-used language in the US.
- 26. What is the minimum I need to buy in order to make the program work?** You need at least one copy of the ABC Phonics book (ideally multiple copies!), one large vertical or horizontal laminated wall chart for quick teaching reference and one set of individual a-z

wall cards. Many teachers love to add one more large horizontal wall chart to cut apart for making their own flash cards. After you watch the Nellie Edge Online Seminar you'll see how these pieces, along with the FREE family letters and instructional videos, all work well together to form one comprehensive, integrated learning program.

27. How do you introduce the Science Research Notebook?

We send it home with the first child who masters the *ABC Phonics: Sing, Sign, and Read!* book and who has parents eager for additional home learning challenges. *You get to become a researcher: Which animal do you want to study?* Read the parent letters and the additional information linked to our ABC Phonics tab to get started. Be ready to be amazed!

28. How do you use multiple copies of the book for guided reading?

There are three ways to read a book and this book engages emergent, beginning, and proficient students in the reading process!

"Memory reading" using children of the world images and key phonics symbols is where most children begin. Teachers refer to the vertical chart for large group choral "Sing, Sign, and Read!" experiences. Multiple copies of the book allow small guided reading groups to point and study the letters, pictures, graphic elements and words on each page. Children build close observation skills and reading motivation.

Fingerspelling and sign language acts as bridge to reading comprehension. More proficient readers in guided reading groups of 5 or 6 will draw on their familiarity with the language to read with surprising fluency. (The book language has been read repeatedly with students signing, and echo reading the language line by line.)

Children enjoy the challenge of tracking the words of the sign language description on the two lines of text on the bottom of each page. They will echo read with the same intonation, syntax and dramatic flair that their teacher uses. More proficient readers love this challenge of reading and performing this ABC Phonics song picture book.

29. How is your ABC Phonics: Sing, Sign, and Read! program different from other large commercial ABC programs? Teachers tell us they love our approach because it is authentic, multisensory, and it develops literacy and life skills. By taking advantage of the musical brain: "singing, saying and doing" we dramatically improve retention of new information. (No consumable workbook pages here!) This is not a "cutesy" short-term strategy but rather, an engaging literary arts experience that also teaches American Sign Language, vocabulary, and performance skills. Lifetime learning.

Key Benefits:

- Delivers an elegantly simple yet powerful set of learning tools
- Provides a multisensory learning experience
- Engages children with a "real world" learning adventure
- Comes as an affordable program with many FREE teaching supports
- Differentiates learning naturally
- Includes a strong Parents as Partners component with 5 complimentary YouTube tutorial videos for promoting family literacy
- Provides delightful and memorable performances (GREAT when captured on video!)

- Connects with Next Generation Science Standards (NGSS)
- Develops Common Core vocabulary, reading, speaking and listening skills
- And most importantly . . . ABC Phonics is great learning fun for virtually all children!

We believe this is the only ABC Phonics book and program available that features multiethnic children and is written as both a beginning reader and a springboard for animal study. (See information on our Science Notebook and in the back of the hard cover version of the book.)

This is also the only ABC Phonics program that offers a FREE teachers' guide, FREE ASL instructional video clips for teachers and Parents as Partners, and FREE dictionary pages, mini ASL charts and Family Reference charts. Our publisher is committed to making the program accessible for family literacy across all socio-economic levels.

30. When are you going to create an iPad app for students to use for "at home" practice? The parents of my students would love to have one and we could use it on our iPads!
Our publisher is exploring this option. Keep reading our newsletters for announcements.

31. How can we learn more? Does Sign2Me Early Learning have trainers who will come to our school? See the ABC Phonics tab at www.nellieedge.com and study the Nellie Edge Online Seminar, *Multisensory ABC and Phonics Immersion: Building the Reading Brain* to understand the power of our approach to joyful accelerated literacy. The online videos and resources provide everything teachers need to be successful. They just need to add high expectations, joyful teaching, and engage Parents as Partners.

What do teachers and parents say about this program? (See the ABC Phonics Tab)

Teachers love it! Children love it! Parents love it! What a motivating and engaging way to build the reading brain and, at the same time, develop the lifelong joy that great reading and communication skills can deliver!